


Aluminum High Capacity Single Point Load Cell



FEATURES

- Capacities 50 - 635kg
- Aluminum construction
- Single point 600 x 600mm platform
- OIML R60 approved
- IP66 protection
- Available with metric threads

OPTIONAL FEATURES

- EEx ia IIC T4 hazardous area approval

DESCRIPTION

Model 1263 is a high performance, high capacity single point load cell designed for direct mounting of large weighing platforms.

The rugged construction offers high immunity to side forces making it suitable for a wide range of weighing applications, including bench scales, check weighing and process weighing.

A special humidity resistant protective coating assures long term stability over the entire compensated temperature range.

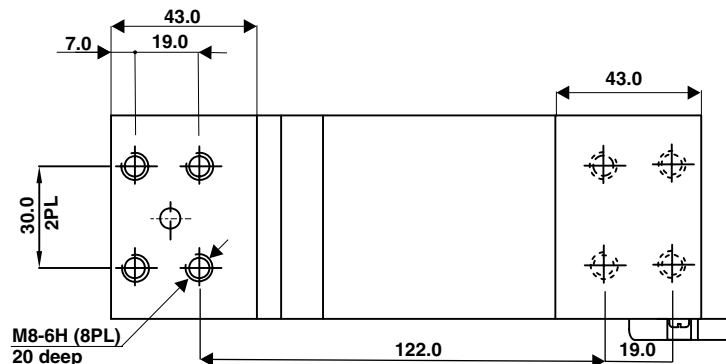
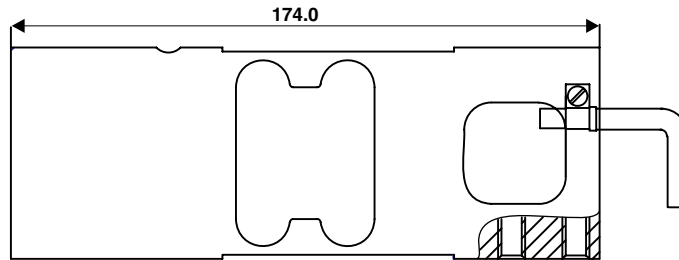
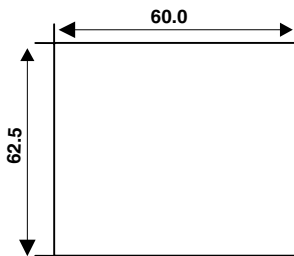
The 1263 provides scale manufacturers with a high accuracy low cost sensor to meet today's needs.

APPLICATIONS

- Large platform scales
- Hanging scales
- Check weighing

OUTLINE DIMENSIONS in millimeters

All dimensions in mm



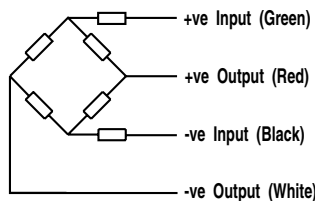


SPECIFICATIONS

PARAMETER	VALUE		UNIT
Rated capacity-R.C. (E_{max})	50, 100, 150, 200, 250, 300, 500, 635		kg
NTEP/OIML Accuracy class	Non-Approved	C3*	
Maximum no. of intervals (n)	1000	3000	
$Y = E_{max}/V_{min}$	2000	15000	Maximum available
Rated output-R.O.	2.0		mV/V
Rated output tolerance	0.2		±mV/V
Zero balance	0.2		+mV/V
Zero Return, 30 min.	0.050	0.0170	±% of applied load
Total Error	0.0300	0.0200	±% of rated output
Temperature effect on zero	0.0100	0.0023	±% of rated output/°C
Temperature effect on output	0.0030	0.0010	±% of applied load/°C
Eccentric loading error	0.0050	0.0033	±% of rated load/cm
Temperature range, compensated	-10 to +40		°C
Temperature range, safe	-20 to +70		°C
Maximum safe central overload	150		% of R.C.
Ultimate central overload	300		% of R.C.
Excitation, recommended	10		Vdc or Vac rms
Excitation, maximum	15		Vdc or Vac rms
Input impedance	415±15		Ohms
Output impedance	350±3		Ohms
Insulation resistance	>2000		Mega-Ohms
Cable length	1.5		m
Cable type	4 wire, PVC, single floating screen		Standard
Construction	aluminum		
Environmental protection	IP66		
Platform size (max)	600 x 600		mm
Recommended torque	Up to 300kg: 25.0 Above 300kg: 30.0		N*m

* 50% utilization

Wiring Schematic Diagram



VISHAY TRANSDUCERS (VT) SALES OFFICES

VT Americas
City of Industry, CA
PH: +1-626-858-8899
FAX: +1-626-332-3418
vt.us@vishaymg.com

VT Netherlands
Breda
PH: +31-76-548-0700
FAX: +31-76-541-2854
vt.nl@vishaymg.com

VMG UK
Basingstoke
PH: +44-125-646-2131
FAX: +44-125-647-1441
vt.uk@vishaymg.com

VMG Israel
Netanya
PH: +972-9-863-8888
FAX: +972-9-863-8800
vt.il@vishaymg.com

VMG Germany
Heilbronn
PH: +49-7131-3901-260
FAX: +49-7131-3901-2666
vt.de@vishaymg.com

VT China
Tianjin
PH: +86-22-2835-3503
FAX: +86-22-2835-7261
vt.prc@vishaymg.com

VMG France
Chartres
PH: +33-2-37-33-31-20
FAX: +33-2-37-33-31-29
vt.fr@vishaymg.com

VT Taiwan*
Taipei
PH: +886-2-2696-0168
FAX: +886-2-2696-4965
vt.roc@vishaymg.com
*Asia except China



Notice

Specifications of the products displayed herein are subject to change without notice. Vishay Intertechnology, Inc., or anyone on its behalf, assumes no responsibility or liability for any errors or inaccuracies.

Information contained herein is intended to provide a product description only. No license, express or implied, by estoppel or otherwise, to any intellectual property rights is granted by this document. Except as provided in Vishay's terms and conditions of sale for such products, Vishay assumes no liability whatsoever, and disclaims any express or implied warranty, relating to sale and/or use of Vishay products including liability or warranties relating to fitness for a particular purpose, merchantability, or infringement of any patent, copyright, or other intellectual property right.

The products shown herein are not designed for use in medical, life-saving, or life-sustaining applications. Customers using or selling these products for use in such applications do so at their own risk and agree to fully indemnify Vishay for any damages resulting from such improper use or sale.